

High Q



Industrial

Fixtures

T5 High Output Fluorescent High Bay is perfect for warehouse and industrial applications. These fixtures may qualify for energy rebates with your local power company. T5 High Output Fluorescent High Bay Fixtures are specifically designed to replace conventional H.I.D. lighting in commercial / industrial applications. It is an ingenious blend of technologies that combines the advantage of T5 fluorescent bulbs with the mounting flexibility of high bays. The Fluorescent High Bay is an environmentally-friendly lighting solution because it exceeds the demands made in today's energy-conscious applications.




Adjustable system suspension wire



Rail system suspension apparatus



Latches in simple structure and without mounting tool



Lamp replacement for latched FHW type luminaires is carried out quickly and easily by one-sided hinged glass holder.

Cover Types

- 1- Tempered Glass
- 2- Polycarbonate Glass
- 3- Acrylic Glass



FHW 254-280



Description

Body: Manufactured with 0.6 mm thick DKP steel sheet and painted with min. 80 micron powder paint.
Reflector: Manufactured with 0.4 mm thick MIRO 4 aluminum and has special bends for light efficiency.
Glass: 4 mm thick tempered, polycarbonate or acrylic glass. Frame made of painted extrusion aluminum for polycarbonate and acrylic glass.

| Code | Lamp | Color |
|----------------------|----------|-------|
| Narrow Beam | | |
| FHW 254/D | 2x54W FQ | White |
| FHW 280/D | 2x80W FQ | White |
| Standart Beam | | |
| FHW 254/S | 2x54W FQ | White |
| FHW 280/S | 2x80W FQ | White |
| Wide Beam | | |
| FHW 254/W | 2x54W FQ | White |
| FHW 280/W | 2x80W FQ | White |

Box Dimensions

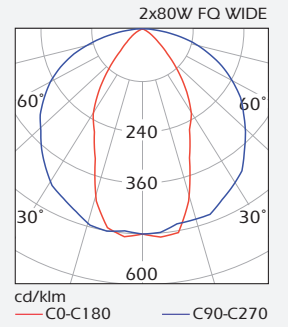
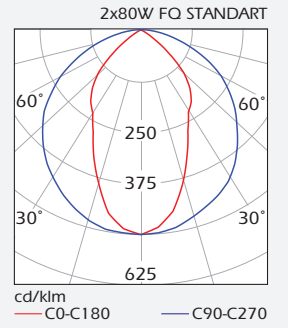
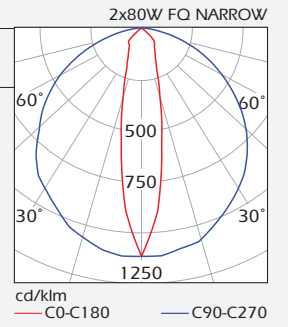
Inside box 1 PCS.

| | |
|-----------|-----------------|
| FHW 254/D | 190x570x1220 mm |
| FHW 254/S | 190x370x1220 mm |
| FHW 254/W | 130x295x1220 mm |
| FHW 280/D | 190x570x1520 mm |
| FHW 280/S | 190x340x1520 mm |
| FHW 280/W | 130x295x1520 mm |


Weight

| | |
|-----------|-----------|
| FHW 254/D | 14.000 gr |
| FHW 254/S | 13.000 gr |
| FHW 254/W | 9.000 gr |
| FHW 280/D | 17.500 gr |
| FHW 280/S | 16.000 gr |
| FHW 280/W | 13.000 gr |

Protection: **IP65**



Dimensions



| Code | a | b | c |
|-----------|---------|--------|--------|
| FHW 254/D | 1192 mm | 550 mm | 170 mm |
| FHW 254/S | 1192 mm | 320 mm | 170 mm |
| FHW 254/W | 1192 mm | 275 mm | 105 mm |
| FHW 280/D | 1492 mm | 550 mm | 170 mm |
| FHW 280/S | 1492 mm | 320 mm | 170 mm |
| FHW 280/W | 1492 mm | 275 mm | 105 mm |

FHW/RV



FHW/AJ



Code

FHW/RV (Rail system suspension apparatus)
 FHW/AJ (Adjustable system suspension wire)



FHW 454-480



Description

Body: Manufactured with 0.6 mm thick DKP steel sheet and painted with min. 80 micron powder paint.
Reflector: Manufactured with 0.4 mm thick MIRO 4 aluminum and has special bends for light efficiency.
Glass: 4 mm thick tempered, polycarbonate or acrylic glass. Frame made of painted extrusion aluminum for polycarbonate and acrylic glass..

| Code | Lamp | Color |
|----------------------|----------|-------|
| Narrow Beam | | |
| FHW 454/D | 4x54W FQ | White |
| FHW 480/D | 4x80W FQ | White |
| Standart Beam | | |
| FHW 454/S | 4x54W FQ | White |
| FHW 480/S | 4x80W FQ | White |
| Wide Beam | | |
| FHW 454/W | 4x54W FQ | White |
| FHW 480/W | 4x80W FQ | White |

Box Dimensions

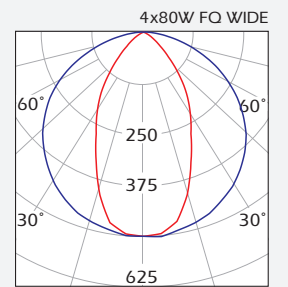
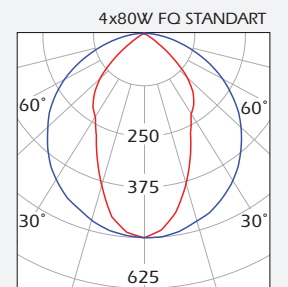
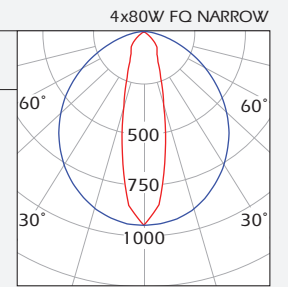
Inside box 1 PCS.

| | |
|-----------|------------------|
| FHW 454/D | 190x1050x1220 mm |
| FHW 454/S | 190x570x1220 mm |
| FHW 454/W | 130x475x1220 mm |
| FHW 480/D | 190x1010x1520 mm |
| FHW 480/S | 190x570x1520 mm |
| FHW 480/W | 130x420x1520 mm |


Weight

| | |
|-----------|-----------|
| FHW 454/D | 21.000 gr |
| FHW 454/S | 18.000 gr |
| FHW 454/W | 15.000 gr |
| FHW 480/D | 32.000 gr |
| FHW 480/S | 29.000 gr |
| FHW 480/W | 24.000 gr |

Protection: IP65



Dimensions



| Code | a | b | c |
|-----------|---------|---------|--------|
| FHW 454/D | 1192 mm | 1030 mm | 170 mm |
| FHW 454/S | 1192 mm | 550 mm | 170 mm |
| FHW 454/W | 1192 mm | 455 mm | 105 mm |
| FHW 480/D | 1492 mm | 1030 mm | 170 mm |
| FHW 480/S | 1492 mm | 550 mm | 170 mm |
| FHW 480/W | 1492 mm | 455 mm | 105 mm |

FHW/R/Y



FHW/A/J



Code

FHW/R/Y (Rail system suspension apparatus)
 FHW/A/J (Adjustable system suspension wire)