


FMD





Basic Batten

Fixtures

FMD Series are designed as simple but elegant alternatives to be used for indoor places through reflector options which have various light distribution. Thanks to their high efficiency, low energy consumption and flexible lighting solutions, offer an economical solution for places have no suspended ceiling.

BASIC BATTEN FIXTURES / FMD



FMD

Description

Reflector:
Manufactured of 0.6 mm DKP steel sheet. Standart reflectors direct the light downward, to maximize efficiency.

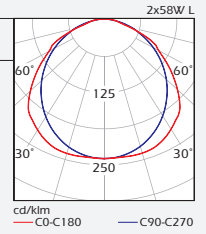
Code	Lamp	Color
FMD/136	1x36W L	White/Gray
FMD/236	2x36W L	White/Gray
FMD/158	1x58W L	White/Gray
FMD/258	2x58W L	White/Gray

Box Dimensions

Batten (inside box 6PCS)
136-236 175x1270x95 mm
158-258 175x1570x95 mm
Reflector (inside box 2PCS)
136-236 260x1260x105 mm
158-258 260x1560x105 mm

Weight

FMD/136 4.550gr
FMD/236 5.100gr
FMD/158 5.700gr
FMD/258 6.600gr

Protection: IP20

FMD Fixtures are composed of batten (FMS) and reflector



FMD/DP1

Description

Housings: The housings are made of 0.6 mm thick DKP steel sheet.
Double Parabolic Bright Louvre: The reflectors are made of (99.9%) pure anodised aluminum as double parabolic.

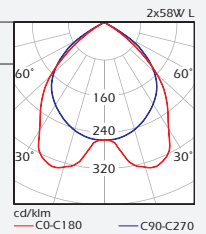
Code	Lamp	Color
FMD-DP1/136	1x36W L	White/Gray
FMD-DP1/236	2x36W L	White/Gray
FMD-DP1/158	1x58W L	White/Gray
FMD-DP1/258	2x58W L	White/Gray

Box Dimensions

Batten (inside box 6PCS)
136-236/DP1 175x1270x95 mm
158-258/DP1 175x1570x95 mm
Reflector (inside box 1PCS)
136-236/DP1 230x1260x100 mm
158-258/DP1 230x1560x100 mm

Weight

FMD-DP1/136 5.050gr
FMD-DP1/236 5.600gr
FMD-DP1/158 6.350gr
FMD-DP1/258 7.250gr

Protection: IP20

FMD Fixtures are composed of batten (FMS) and reflector



FMD/SP1

Description

Housings: The housings are made of 0.6 mm thick DKP steel sheet.
Single Parabolic Bright Louvre: Manufactured of 99.9% pure bright aluminum.

Code	Lamp	Color
FMD-SP1/136	1x36W L	White/Gray
FMD-SP1/236	2x36W L	White/Gray
FMD-SP1/158	1x58W L	White/Gray
FMD-SP1/258	2x58W L	White/Gray

Box Dimensions

Batten (inside box 6PCS)
136-236/SP1 175x1270x95 mm
158-258/SP1 175x1570x95 mm
Reflector (inside box 1PCS)
136-236/SP1 230x1260x105 mm
158-258/SP1 230x1560x105 mm

Weight

FMD-SP1/136 4.970gr
FMD-SP1/236 5.520gr
FMD-SP1/158 6.250gr
FMD-SP1/258 7.150gr

Protection: IP20

FMD Fixtures are composed of batten (FMS) and reflector



FMD/AL

Description

Housings: The housings are made of 0.6 mm thick DKP steel sheet.
Reflector: Standart reflector type is used in this model. Manufactured with 0.5 mm thick aluminum.

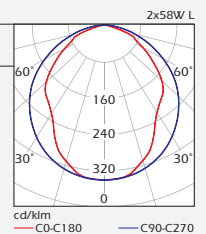
Code	Lamp	Color
FMD AL/136	1x36W L	White/Gray
FMD AL/236	2x36W L	White/Gray
FMD AL/158	1x58W L	White/Gray
FMD AL/258	2x58W L	White/Gray

Box Dimensions

Batten (inside box 6PCS)
136-236/AL 175x1270x95 mm
158-258/AL 175x1570x95 mm
Reflector (inside box 2PCS)
136-236/AL 260x1260x105 mm
158-258/AL 260x1560x105 mm

Weight

FMD-AL/136 4.900gr
FMD-AL/236 5.450gr
FMD-AL/158 5.950gr
FMD-AL/258 6.850gr

Protection: IP20

FMD Fixtures are composed of batten (FMS) and reflector



Description

Reflector:
Manufactured of 0.6 mm DKP steel sheet.
Prismatic Lens:
2.5 mm thick prismatic lens.

Code	Lamp	Color
FMD/136	1x36W L	White/Gray
FMD/236	2x36W L	White/Gray
FMD/158	1x58W L	White/Gray
FMD/258	2x58W L	White/Gray

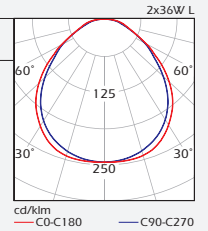
Box Dimensions

Batten (inside box 6PCS)
136-236 175x1270x95 mm
158-258 175x1570x95 mm
Reflector (inside box 1PCS)
136-236 230x1260x100 mm
158-258 230x1560x100 mm

Weight

FMD/136/P1 5.900 gr
FMD/236/P1 6.450 gr
FMD/158/P1 7.250 gr
FMD/258/P1 8.150 gr

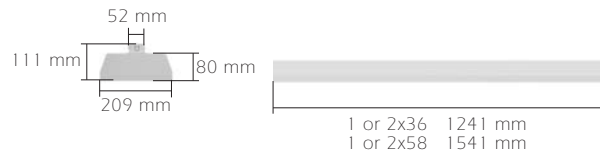
Protection: IP20



FMD Fixtures are composed of batten (FMS) and reflector



Dimensions



End Caps



Code	Color	Weight
FMD UK	White	80 gr (2PCS)



Joint Covers



Code	Color	Weight
FMD BP	White	40 gr (2PCS)